


KANSAS CITY ASSESSMENT AND TRIAGE CENTER (KCATC)

ReDiscover program

Lunch n' Learn Series
June 23, 2021

ABOUT US

KCATC is an assessment and triage center, located in downtown Kansas City. The center's services are intended for individuals who are experiencing a mental health or substance use crisis and who come into contact with participating police departments or an approved emergency department.





HISTORY OF KCATC

2009

Homelessness Task Force organized to explore issues facing the homeless

2012

SAHMSA's Intercept Gains Model Completed and gaps in infrastructure identified

2014


Working Group including local hospitals formed to explore concept of a Crisis Center for the Kansas City area

2015

RFP issued for service provider to stand up and run Crisis Center, ReDiscover selected

2016

Fall – KCATC opened



FUNDING & MANAGEMENT



PARTICIPATING HOSPITALS – YEAR 1

Research Medical Center

North Kansas City Hospital

Research Psychiatric Center

St. Joseph Medical Center

Saint Luke's Hospital -- Kansas City,

Liberty Hospital

Barry Rd & Smithville

Truman Medical Center, Hospital Hill



ORIGINAL FUNDING FOR THE CENTER

Entity	Amount
Ascension Health	\$2 million annually for 10 years Operating
Participating Area Hospitals	\$1 million annually/ for 2 years Operating
City of Kansas City, MO	\$2.5 million-Renovation
Missouri Department of Mental Health	\$1.25 million for follow up services

CURRENT FUNDING FOR THE CENTER

Entity ^{A3}	Amount
Ascension Health	\$2 million annually for 10 year Operating (year 6 of 10)
Participating Area Hospitals	\$ 776,000
Missouri Department of Mental Health	\$600K annually, flex funds for clients
City of Kansas City	\$24K (rent) + assoc Security costs
ReDiscover	\$600K for operations

Slide 7

A3

Need to add ReDiscover Amount = \$650k

Author, 6/22/2021



KC-ATC POLICY BOARD

Provides oversight to the service
provider related to its contracts and
variables
Evaluates the performance of the
program annually

- Board membership includes representatives from:

- DMH
- KCPD
- Participating hospitals
- City of Kansas City
- Department of Mental Health
- Kansas City Municipal Court
- EMS/KCFD

PROGRAM EVALUATION

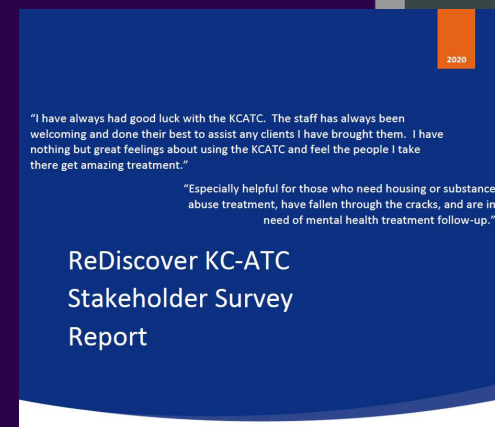

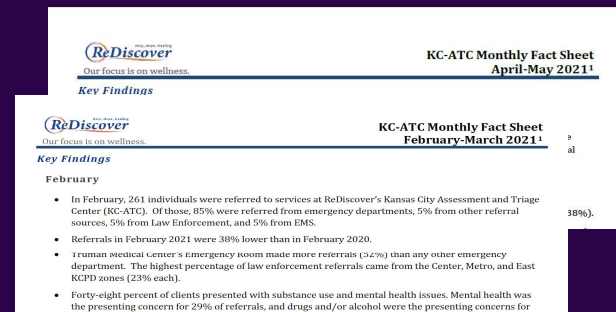
Conducted by the Missouri Institute of
Mental Health


Includes analysis of data gathered by

KC-ATC and ReDiscover

Produces bi-monthly Fact Sheets, Annual

Report, and Stakeholder Report





WHAT IS
KCATC?




KCATC IS...

- A 24/7 program, open 365 days a year
- Accepting referrals from approved EDs, EMS, KCPD, and KCFD;
as of March 2021 began accepting referrals from other
local CMHC's
- Currently open for walk-ins Mon-Fri 8am to 3pm
- Capable of housing 9 MH clients and 9 Sobering clients for a
max 23 hour stay
- Completely voluntary – Clients may leave any time they wish
- Able to offer short-term case management post discharge



KCATC IS NOT...

- A locked unit
- Able to provide 1:1 supervision
- A detox facility
- A homeless shelter
- A therapy provider
- A primary care clinic
- A long-term case management resource



WHAT IS THE
STAFFING
LIKE AT
KCATC?



Leadership

Medical

Team Leaders


Counselor
Techs

Case
Managers &
Discharge
Planners



The KCATC Team





WHERE DO
REFERRALS
ORIGINATE?



CURRENT REFERRALS COME FROM...

Police Departments & Hospitals

KCPD	Lee's Summit (Safe Passages)	Truman Medical Center	St. Lukes
North Kansas City	Liberty Hospital	Research MC	Research Psych



CURRENT
REFERRALS COME
FROM...

Community Mental Health Centers				
ReDiscover	Comprehensive MH	Swope BH	TMC Canvas	Tri-County MH



CURRENT
REFERRALS COME
FROM...

Other Sources				
CommCare	EPICC	ACI	CMHL	Walk Ins



REFERRAL PROCESS

Police Department

- Officer drops off at intake/triage
- Completes CIT report and leaves copy

Emergency Department

- Call to KCATC, provide details to TL and/or RN
- Fax records to KCATC, Reviewed and approved or denied
- ED arranges transport to KCATC


All others...

- Call KCATC!



EXCLUSION GUIDELINES

- Under age of 18
- BP over 190
- Heart Rate over 120 or less than 45
- Blood Glucose under 60 mg/dL or over 250 mg/dL
- Acute or Traumatic Medical Needs--bleeding, unconscious, seizures
- Combative and requiring restraint or field sedation
- Adaptive equipment—IV, catheter, oxygen tanks
- In-ability to self-transfer



WHAT
HAPPENS
WHILE
SOMEONE IS
AT KCATC?



@KCATC

Client is triaged and assessed by TL and RN

- Assessed for risk

RN completes health/nursing assessment

Counselor Techs monitor clients on the units, conduct vitals and regular rounding checks

Clients are offered food, shower, clean clothes

Clients offered opportunity to meet with psychiatry providers and medications




@KCATC (CONT)

lients wishing to receive case management are assigned to a case manager

- Assist with getting IDs
- Assist with Medicaid and Food Stamp applications

Discharge planners work with clients to be linked with resources

- Back to home/family/friends
- CMHCs
- Emergency housing/Sober Living placements



WHAT IS THE
VOLUME LIKE
AT KCATC?



REFERRALS

	Total	Law	ED	EMS	Other
To Date	18,341	2,076	13,224	568	2,473
2021 (Jan-May)	1,605	103	1,325	46	131
2020	3,496	222	2,687	139	448
2019	5,074	484	3,410	161	1,019
2018	4,573	486	3,160	150	777
2017	3,332	626	2,546	72	88
2016 (Oct-Dec)	261	155	96	0	10

Over \$11M cost diverted from Emergency Departments since opening!

An abstract graphic on the left side of the slide. It features a spiral shape composed of many thin, parallel lines. The lines are colored in a gradient from bright red at the top to a deep blue at the bottom. The spiral starts from a central point and expands outwards, creating a sense of movement and depth. The background is a solid dark purple.

SUMMARY

KCATC is a comprehensive crisis and stabilization program serving the needs of Kansas City's at risk population. Employing a multidisciplinary staff, KCATC is a resource for Law Enforcement, Hospital Emergency Departments and Community Mental Health programs in the greater Kansas City area.

THANK YOU

Clinical Director

Dr. Betsy Henderson, M.A., LMFT
bhenderson@rediscovermh.org

Program Manager


Wendy Tschirhart, MSW, LMSW
wtschirhart@rediscovermh.org

Program Coordinator


Ebony Roberson, M.A., QMHP
eroberson@rediscovermh.org


Address

2600 E. 12th Street
Kansas City, MO 64127
816.965.1100



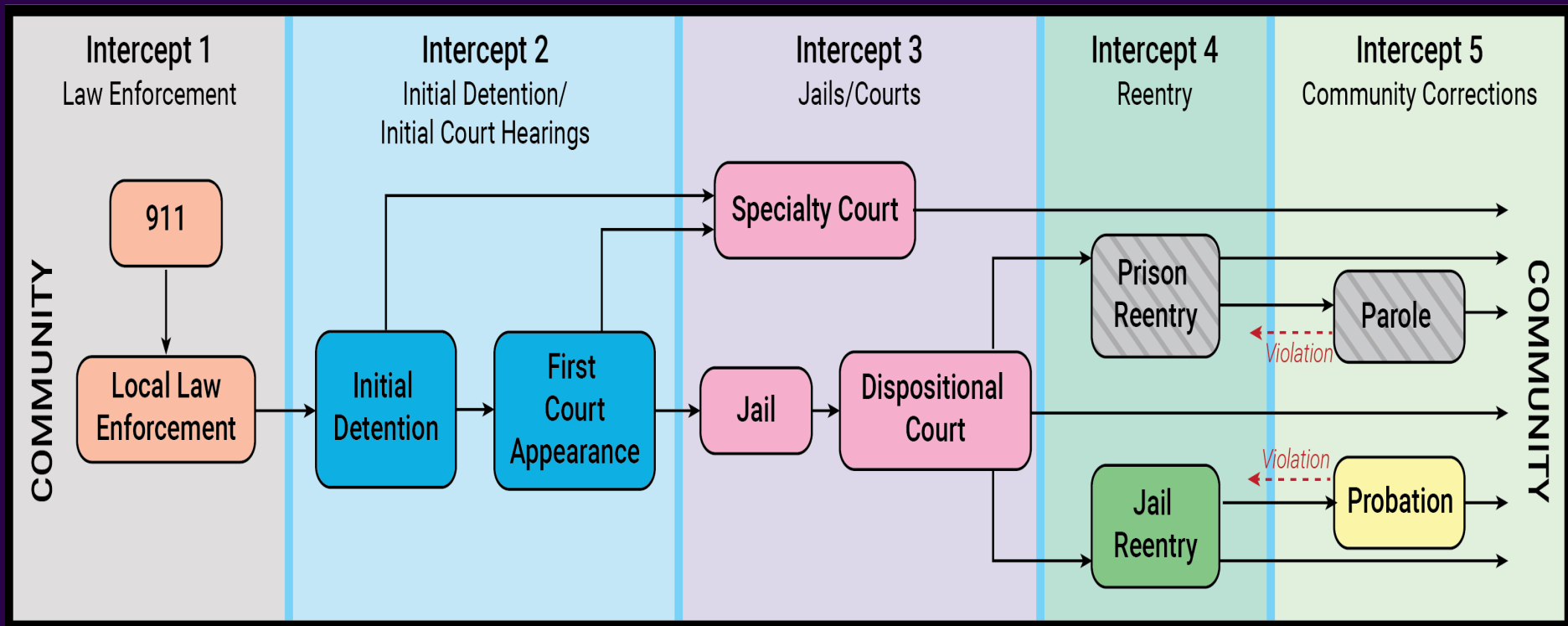

QUESTIONS?





BACK UP
SLIDES

SAMHSA'S INTERCEPT TRACKER



SAMHSA's GAINS Center. (2013). *Developing a comprehensive plan for behavioral health and criminal justice collaboration: The Sequential Intercept Model* (3rd ed.). Delmar, NY: Policy Research Associates, Inc.